



KILN CAR TRANSPORT SYSTEMS

LINGI LUK



Aerial View of LINGL LUK Premises

LUK – Your Solution Provider

LINGL UK is an integral part of the LINGL group of companies, offering reliable, high quality products, workmanship and after sales service to its customers. The company is well known and established within the clay and refractory production industries.

In 1964 Hans LINGL (UK) Ltd. was set up in Congleton, Cheshire to enhance accessibility of LINGL GmbH Co. KG Germany in Great Britain and other English speaking markets.

Since then LINGL UK (LUK) has grown and become a leading company with its own image having established itself as the centre of excellence in the design and manufacture of many key products within the LINGL portfolio.

LUK – here to help

LINGL meets your demands with LUK in Great Britain. LINGL UK's qualified and co-operative contacts will be able to answer all your questions locally. Additionally LINGL UK can supply you with the complete LINGL product range for the brick industry from its base in Congleton

LUK – fast 24/7 service – support with team spirit

Choosing a LINGL installation also means choosing first class service. Our latest development gives you access to our service team 24 hours per day, 364 days per year by phone – ready to assist. Think of our service team as an addition to your team. Why not let us produce a customised spare parts package or maintenance schedule for your installation, ensuring utmost production reliability and efficiency!

A Safe & Managed Automated Solution to Kiln Car Transport

The usage of LINGL LUK kiln car transportation system is operational in many brick plants.

For the designers the most important aim was to make sure that these systems meet the same quality features as all other equipment and systems of LINGL meeting high standards in efficiency, durability and reliability.

Transfer Car FB-SH

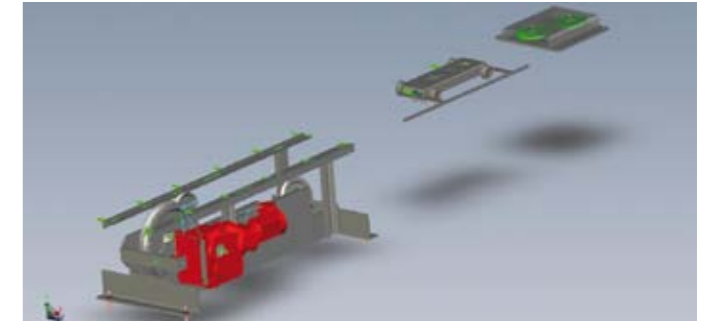
To transfer rail mounted kiln/dryer cars. Incorporating drive station, hydraulic power unit, car positioning device, covered in open flooring for ease of maintenance and pedestrian safety, easily removable & replaceable. Hydraulic device for pulling on or pushing off kiln cars, emergency safety devices, energy chain or trailing cable. Capacity up to 1000 kN carrying load 300 kN pushing load.

LUK – specialists for individual transport solutions

Planning, construction and installation – the specialists of LUK, their ability to design an individual solution for each transport requirement – giving you everything you need in transport equipment for bricks and bulk materials.


Rope Haulage SZ-SI

Haulage unit to transport rail mounted kiln/dryer car. Consisting of combined driving and tensioning station, reversing station, pulling rope, pulling car with hinged pulling dog, guide track for pulling car guidance. Capacity up to 15 kN.




Rope Haulage SZ-EP

Bi Directional combined rope haulage & winch unit, to transport rail mounted kiln/dryer car. Consisting of combined driving and tensioning station, reversing station, pulling rope, pulling car with hinged pulling dog, guide track for pulling car guidance. Special docking station for trolley changeover from winch to haulage mode or haulage to winch mode.




Rope Winch SW

Winch unit to return rail mounted kiln/dryer car from storage tracks. Consisting of combined main frame, rope drum, driving station, wire pulling rope and pulling car. Individual systems for 15 kN, 35 kN, 75 kN, 150 kN loads.




Pushing Device SE-H

Hydraulic pusher, to transport rail mounted kiln/dryer cars. Consisting of main frame, pushing trolley, pushing dog, hydraulic cylinder, hydraulic power pack, pipe and fittings. Capacity up to 300 kN.



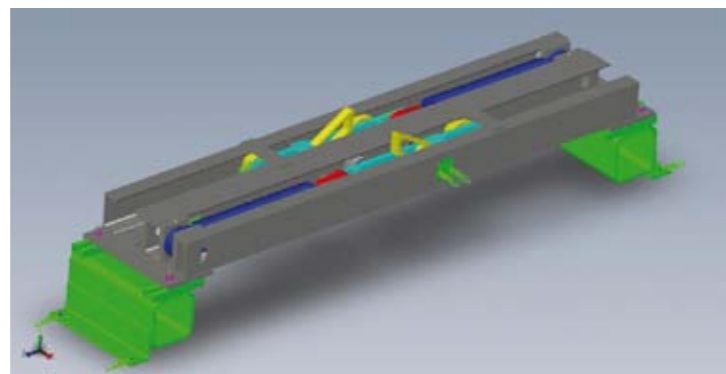

Pushing Device SE-MW

Chain pusher to transport rail mounted kiln/dryer cars. Consisting of main frame, pushing trolley, pushing dog, drive and idler station. Capacity up to 15 kN.



Locking Device AE-H

To lock in position rail mounted kiln/dryer cars. Consisting of a main frame, pushing trolley, pushing dog, hydraulic or pneumatic driven.



Kiln Car Chassis

To transport heavy products, consisting of welded steel construction, seals, pushing angles, running wheels, brake & switch actuators, measuring equipment point, designed to meet customer refractory requirements. Capacity from 15 kN up to 1000 kN.



LINGL LUK – YOUR SERVICE PARTNER

In view of our long tradition as a plant engineering manufacturing company we are conscious of our obligation to bring together both innovation and experience. From that we derive our ambition to provide comprehensive services and the very best in service quality.

Machinery and factory systems are becoming increasingly more complex, subjected to be used at full capacity, with systems being pushed to their limits. This increases the demands for a dependable and competent service partner. Today, a service partner is much more than just a spare parts supplier.

LINGL LUK has considered client's needs, enabling it to clearly define its service portfolio to cater for your requirements and is unmatched in the industry.

When experience counts: LINGL LUK – Your Service Partner

The table below outlines all of the services we offer. We offer bespoke, customised services to individual sites and will work alongside each customer to maximise the best value for money.

We will put together training packages to suit your shift patterns and do in house training at your facility using your machines.

Our maintenance packages can be quoted to your specific needs, and detailed reports along with photos supplied on conclusion of work carried out.

We can also assist you with your maintenance planning and give you spare parts quotes for items that are identified as being a potential problem.

Let's work together to improve efficiency, production and longevity of your machinery.

| Services | | Products | | | | |
|---|---|--------------------|----------------------|-------------------|------------------|-------------------|
| | | Kiln Car Transport | Kiln Car Controlling | Strapping Machine | Label Applicator | Kiln Car Cleaning |
| Spare Parts Service | Spare and Wearing Parts | ✓ | ✓ | ✓ | ✓ | ✓ |
| | Spare Parts Packages | ✓ | ✓ | ✓ | ✓ | ✓ |
| | Repair Processing | ✓ | ✓ | ✓ | ✓ | ✓ |
| Inspection, Maintenance & Repair | Machinery and Equipment | ✓ | ✓ | ✓ | ✓ | ✓ |
| | Maintenance Management | ✓ | ✓ | ✓ | ✓ | ✓ |
| Condition Monitoring | Vibration Diagnosis | ✓ | ✓ | ✓ | ✓ | ✓ |
| | Compressed Air Leakage Localization | ✓ | ✓ | ✓ | ✓ | ✓ |
| | Remote Service | ✓ | ✓ | ✓ | ✓ | ✓ |
| Plant and Process Optimization | Modernization & Upgrades | ✓ | ✓ | ✓ | ✓ | ✓ |
| | Safety Consultation | ✓ | ✓ | ✓ | ✓ | ✓ |
| General Services | Service Agreements & 24 h Service | ✓ | ✓ | ✓ | ✓ | ✓ |
| Training at your facility on your equipment | Siemens S7 Robotics Drives Electro / Mechanical | ✓ | ✓ | ✓ | ✓ | ✓ |

Managing Director

Adrian Meacham

mobile: +44 (0) 7540 185556

mail: a.meacham@lingl.com

Sales

Paul Redfern

Product Sales &

Development Manager

mobile: +44 (0) 7766 782108

mail: p.redfern@lingl.com

Service

Kevin Woods

Service Manager

mobile: +44 (0) 7766 782102

mail: k.woods@lingl.com

Hans LINGL (UK) Limited®

Third Avenue

Radnor Park Industrial Estate

Congleton / Cheshire

England CW12 4UW

phone: +44 (0) 1260 277711

fax: +44 (0) 1260 270926

mail: info@lingl.co.uk

Registered in England and Wales No. 824378

®Registered Office and Trading Address

